

LUGARDE

RETAIL PRICELIST

2017

- Pricelist from 01-01-2017
- All mentioned prices in this pricelist do include VAT
- We only deliver roadside
- Price, model and product changes without prejudice
- No responsibility will be accepted for printing errors.

PRIMA-SYSTEM (STANDARD MODELS)

Page 14 Octagonal summerhouses Ø250cm / 28mm

PL02	Prima Leonie Ø250 (floor included)	£2.835,00
PA02	Prima Andrea Ø250 (floor included)	£2.200,00

Create your own Ø250cm / 28mm summerhouse:

STEP 1	Ø250cm / 28mm wall structure and pre-shingled roof	£1.765,00
STEP 2	Choose the desired window(s) and door(s)	
STEP 3	Extras for Octagonal Ø250 / 28mm summerhouses	
VL250	Floor Ø250cm	£225,00
VL250LA	Floor for open model Ø250 (floor in Larch)	£355,00
	Surcharge for translucent pre-treatment	+ 15%
	Paint doors/windows (on the w&d costs)	+ 30%
	1x impregnation + 1x paint outside of walls	£340,00
	Lower roof to 250cm height	£0,00
	Made to measure bench for Ø250 (approx 100cm)	£85,00
	Made to measure cushion for Ø250 (approx 100cm)	£80,00

Page 16 Octagonal summerhouses Ø300cm / 28mm

PL05	Prima Louisa Ø300 (floor included)	£3.710,00
PC02	Prima Christina Ø300 (Larch floor included)	£2.635,00

Create your own Ø300cm / 28mm summerhouse:

STEP 1	Ø300cm / 28mm wall structure and pre-shingled roof	£2.145,00
STEP 2	Choose the desired window(s) and door(s)	
STEP 3	Extras for Octagonal Ø300 / 28mm summerhouses	
VL300	Floor Ø300cm	£265,00
VL300LA	Floor for open model Ø300 (Floor in Larch)	£395,00
	Surcharge for translucent pre-treatment	- 15%
	1x impregnation + 1x paint outside of walls	£395,00
	Paint doors/windows (on the w&d costs)	+ 30%
	Lower roof to 250cm height	£0,00
	Made to measure bench for Ø300 (approx 125cm)	£95,00
	Made to measure cushion for Ø300 (approx 125cm)	£80,00

Page 18 Octagonal summerhouses Ø350 / 44mm

PB06	Prima Bella Ø350 (floor included)	£5.125,00
VL350	Floor Ø350	£380,00
VL350LA	Floor for open model Ø350 (floor in Larch)	£575,00

Page 19 Octagonal summerhouses Ø400 / 44mm

PG12	Prima Grand Four Ø400 (floor included)	£5.725,00
VL400	Floor Ø400	£475,00

Create your own Ø350 / Ø400 / Ø500 / Ø600 or Ø730cm / 44mm

STEP 1	Wall structure and shingled roof Ø350	£3.315,00
	Wall structure and shingled roof Ø400	£4.015,00
	Wall structure and shingled roof Ø500	£4.400,00
	Wall structure and shingled roof Ø600	£4.845,00
	Wall structure and shingled roof Ø730	£6.410,00
STEP 2	Choose the desired window(s) and door(s)	
STEP 3	Extras for Octagonal Ø350 - Ø700 summerhouses	
	Floor Ø350	£380,00
	Floor Ø400	£475,00
	Floor Ø500	£675,00
	Floor Ø600	£945,00
	Floor Ø730	£1.350,00
	Surcharge for translucent pre-treatment	- 15%
	Paint doors/windows (on the w&d costs)	- 30%
	1x impregnation + 1x paint outside of walls	+ 15%

Page 20 Oval summerhouses 300x250, 350x300 / 28mm

PR02	Prima Rianne 300x250cm (floor included)	£3.775,00
PS04	Prima Sebia 350x300cm (floor included)	£4.540,00

Page 21 Oval summerhouses 445x350 and 525x385cm / 44mm

PJ12	Prima Josephine 445x350cm (floor included)	£5.710,00
PN01	Prima Nadine 525x385cm (floor included)	£7.105,00

Create your own oval summerhouse:

STEP 1	300x250cm / 28mm wall structure and roof	£2.665,00
	350x300cm / 28mm wall structure and roof	£3.090,00
	445x350cm / 44mm wall structure and roof	£4.030,00
	525x385cm / 44mm wall structure and roof	£4.960,00
STEP 2	Choose the desired window(s) and door(s)	
STEP 3	Extras for the oval summerhouses	
	floor 300x250cm	£270,00
	floor 350x300cm	£350,00
	floor 445x350cm	£525,00
	floor 525x385cm	£630,00
	Surcharge for translucent pre-treatment	+ 15%
	Paint doors/windows (on the w&d costs)	+ 30%
	1x impregnation + 1x paint outside of walls	+ 15%

Page 24 Pentagonal summerhouses (floors included)

PFA01	Prima Fifth Avenue 180x180cm / 28mm	£1.715,00
	Made to measure bench PFA01 (approx 180cm)	£285,00
	Made to measure cushion PFA01 (approx 180cm)	£125,00
PFA02	Prima Fifth Avenue 240x240cm / 28mm	£2.635,00

Page 25

PFA03	Prima Fifth Avenue 300x300cm / 28mm	£3.720,00
PFA04	Prima Fifth Avenue 360x360cm / 44mm	£4.990,00

Page 28 Pentagonal summerhouses with storage (DUO) (floors incl.)

PFA05	Prima Fifth Avenue duo 240x360cm / 28mm	£4.400,00
PFA06	Prima Fifth Avenue duo 300x480cm / 28mm	£5.580,00

Page 29

PFA08	Prima Fifth Avenue duo 360x540cm / 44mm	£7.122,00
PFA12	Prima Fifth Avenue duo 420x600cm / 44mm	£8.325,00

Page 31 Pentagonal summerhouses with veranda (internal floors incl)

PR05	Prima Rose 300x480cm / 28mm	£3.285,00
PL16	Prima Lily 300x600cm / 28mm	£4.425,00

Page 36 Square and rectangular summerhouses (floors included)

PT01	Prima Thomas 180x180cm / 28mm	£1.610,00
PJ16	Prima Jessica 240x240cm / 28mm	£2.405,00

Page 37

PG22	Prima Summertime 300x300cm / 28mm	£2.780,00
PG23	Prima Demy 360x360cm / 44mm	£4.470,00

Page 41 Square and rectangular summerhouses with veranda

PJ13	Prima Jake 300x600cm / 28mm (int. floor incl.)	£3.665,00
PJ17	Prima Julia 300x660cm / 28mm (int. floor incl.)	£4.100,00

Page 42

PT07	Prima Tom 420x540cm / 28mm (int. floor incl.)	£5.340,00
PS35	Prima Sophia 600x600cm / 28mm (int. Floor incl.)	£5.145,00

Page 55 Gazebos (floors not included)

VH01	Gazebo Hawai 300x300cm	£2.335,00
VT01	Gazebo Tenerife 300x300cm	£2.005,00
Page 60/61		
VP10	Gazebo Palma 400x800cm	£6.865,00
VC05	Gazebo Curaçao 300x600cm	£3.635,00

Page 63 Lean to Verandas (floors not included)

AW20	Lean to veranda Winston 400x860cm	£4.625,00
AE25	Lean to veranda Emma 300x700cm	£3.510,00

Calculate your own lean-to veranda:

£ 95,00 per m2 + Post on each corner and every 300cm + options

CREATE YOUR OWN PRIMA-SYSTEM SUMMERHOUSE

STEP 1: CHOOSE YOUR WALL STRUCTURE

SQUARE AND RECTANGULAR WALL STRUCTURES 44MM

dim.	180	240	300	360	420	480	540
120	£675	£815	£945	£1.070	£1.210	£1.340	£1.480
180	£830	£940	£1.055	£1.180	£1.320	£1.475	£1.580
240	£940	£1.055	£1.180	£1.320	£1.475	£1.580	£1.705
300	£1.055	£1.180	£1.320	£1.475	£1.580	£1.705	£1.805
360	£1.180	£1.320	£1.475	£1.580	£1.705	£1.805	£1.990
420	£1.320	£1.475	£1.580	£1.705	£1.805	£1.990	£2.100

SQUARE AND RECTANGULAR WALL STRUCTURES 28MM

dim.	180	240	300	360
120	£505	£580	£680	£765
180	£580	£680	£760	£860
240	£680	£730	£815	£905
300	£760	£815	£855	£990
360	£860	£905	£990	£1.085

PENTAGONAL WALL STRUCTURES 44MM

dim.	180	240	300	360	420	480	540
180	£915	£1.025	£1.180	£1.320	£1.410	£1.580	£1.705
240	£1.025	£1.210	£1.320	£1.410	£1.580	£1.705	£1.875
300	£1.180	£1.320	£1.410	£1.580	£1.705	£1.805	£1.900
360	£1.320	£1.410	£1.580	£1.705	£1.805	£1.960	£1.990
420	£1.410	£1.580	£1.705	£1.805	£1.945	£2.100	£2.255

PENTAGONAL WALL STRUCTURES 28MM

dim.	180	240	300	360
180	£650	£730	£830	£920
240	£730	£785	£855	£960
300	£830	£855	£915	£1.045
360	£920	£960	£1.045	£1.130

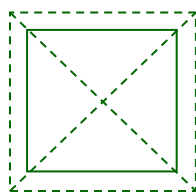
STEP 2: CHOOSE YOUR ROOF TYPE & dim. (+ if necessary roof for veranda)

PYRAMID ROOFS (For all wall structures in 28mm and 44mm)

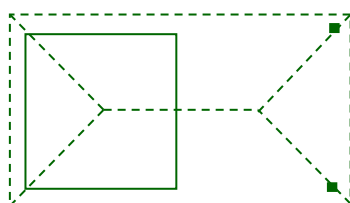
dim.	180	240	300	360	420	480	540	600
180	£650	£830	£1.000	£1.225	£1.475	£1.705	£1.945	£2.100
240	£830	£830	£1.055	£1.285	£1.580	£1.785	£2.030	£2.255
300	£1.000	£1.055	£1.115	£1.410	£1.665	£1.875	£2.085	£2.310
360	£1.225	£1.285	£1.410	£1.610	£1.765	£1.960	£2.195	£2.435
420	£1.475	£1.580	£1.665	£1.765	£1.765	£2.055	£2.340	£2.635

> Bigger sizes on request

Thick outside edge: no metal cap delivered



1x pyramid roof
(withouth canopy)




Pyramid roof bigger than wall structure to create a canopy.
(please note! the roof construction is open).


FLAT ROOFS (for all wall structures in 28mm and 44mm)

dim.	180	240	300	360	420	480	540	600
180	£535	£580	£700	£790	£940	£1.085	£1.210	£1.320
240	£580	£680	£830	£960	£1.115	£1.165	£1.320	£1.435
300	£700	£830	£940	£1.140	£1.285	£1.420	£1.590	£1.730
360	£790	£960	£1.140	£1.320	£1.490	£1.690	£1.845	£2.030
420	£940	£1.115	£1.285	£1.490	£1.635	£1.805	£1.990	£2.160

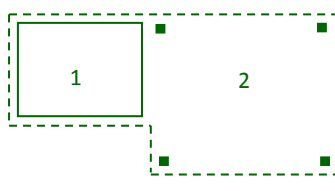
> Bigger sizes on request



1 flat roof
(without canopy)



1x flat roof
(Bigger than wall structure to create a canopy)



Calculate 2 flat roofs to create a staggered canopy.

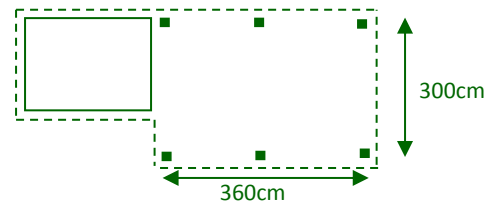
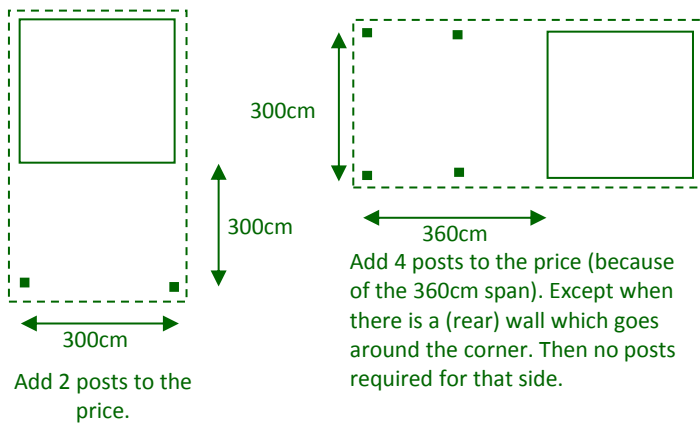
STEP 3: CALCULATE A WALL OR BALUSTRADE FOR YOUR CANOPY (WHEN REQUIRED)

28mm wall	£95,00	Per m1 Wall	Max. length 28mm is 360cm
44mm wall	£115,00	Per m1 Wall	
Balustrade vertical or with cross	£55,00	Per m1 balustrade	(with a balustrade a post is needed on both sides)

STEP 4: CALCULATE THE REQUIRED NUMBER OF POSTS FOR YOUR CANOPY/VERANDA

Below plans are an example and shows how to calculate the number of posts needed
(Maximum span without middle supporting post is 300cm)

Post 12x12cm incl. braces and adjustable feet £110,00



STEP 5: CHOOSE YOUR DOOR(S) AND WINDOW(S) FROM THE DOOR AND WINDOW PRICE LIST

See the doors and windows list for possibilities and prices.

STEP 6: CHOOSE YOUR OPTIONS

Internal Floor	£31,00	per m2	Arbor top (excl. posts)	£42,00	per m2
Veranda floor (Larch)	£43,00	per m2	Insulation (pyramid roof)	50%	Over price pyramidroof
Increase wall 28mm	£6,20	Per m1	Insulation (flat roof)	£42,00	per m2 wall structure size
Increase wall 44mm	£9,00	Per m1	Insulation (floor)	£20,00	per m2 floorsize
Mezzanine floor	£55,00	Per m2	Insulation (double wall)	£95,00	per m1 (up to top)
Ceiling	£31,00	Per m2			
Surcharge for translucent pre-treatment	15%	(of items treated)	Glasswall/rail:		
1x impregnation + 1x paint outside of walls	30%	(on the wall structure costs)	Per metre	£340,00	
Paint doors/windows	30%	(on cost of windows/doors)	(For an intermediate size, you calculate 1 full meter).		
Pedestal 80cm	£40,00	per piece	Draft proofing bristle strip	£40,00	per piece
Pedestal 20cm	£25,00	per piece	Lock for glasswall	£155,00	

CREATE YOUR OWN GAZEBO

STEP 1: CHOOSE YOUR GAZEBO

Gazebo with pyramid roof (incl. posts / braces and aluminium feet).

dim.	180	240	300	360	420	480	540	600
180	£1.085	£1.265	£1.435	£1.875	£2.125	£2.355	£2.595	£2.750
240	£1.265	£1.265	£1.490	£1.940	£2.230	£2.435	£2.680	£2.905
300	£1.435	£1.490	£1.550	£2.060	£2.315	£2.525	£2.735	£2.960
360	£1.875	£1.940	£2.060	£2.480	£2.635	£2.830	£3.060	£3.300
420	£2.125	£2.230	£2.315	£2.635	£2.635	£2.920	£3.210	£3.505

> Bigger sizes on request

Number of posts

4 posts	6 posts
6 posts	8 posts

Gazebo with flatroof (incl. posts / braces and aluminium feet).

dim.	180	240	300	360	420	480	540	600
180	£970	£1.015	£1.130	£1.440	£1.590	£1.735	£1.860	£1.970
240	£1.015	£1.115	£1.265	£1.610	£1.765	£1.815	£1.970	£2.085
300	£1.130	£1.265	£1.370	£1.790	£1.940	£2.070	£2.240	£2.380
360	£1.440	£1.610	£1.790	£2.185	£2.355	£2.560	£2.715	£2.900
420	£1.590	£1.765	£1.940	£2.355	£2.505	£2.675	£2.860	£3.030

> Bigger sizes on request

Number of posts:

4 posts	6 posts
6 posts	8 posts

STEP 2: CHOOSE YOUR WALLS / BALUSTRADES (IF REQUIRED)

28mm wall	(per m1 full wall)	£95,00	Balustrade vertical or with cross	£55,00
44mm wall	(per m1 full wall)	£115,00	Extra post for balustrade or wall	£110,00

STEP 3: CHOOSE YOUR DOOR(S) AND WINDOW(S) FROM THE DOOR AND WINDOW PRICE LIST

See the doors and windows list for possibilities and prices.

STEP 4: CHOOSE YOUR OPTIONS






Surcharge for translucent pre-treatment	+ 15%	Veranda floor (Larch)	£43,00	per m2
Paint doors/windows (on cost of windows&doors)	+ 30%	Glasswall/rail:	£340,00	Per meter
pedestal 80cm	£40,00	(For an intermediate size, you calculate 1 full meter).		
pedestal 20cm	£25,00	Lock	£155,00	Draft proofing bristle strip £40,00 per piece

PRO-SYSTEM (STANDARD MODELS)

Page 66 PB08	Beaumont 336x628cm (internal floor incl.)	£5.435,00	Page 71 PW05	Woodville 586x486cm	£6.520,00
Page 67 PA08	Alexandra 300x250cm (floor included)	£2.920,00	Page 72 PQ01	Queenstown 350x486cm (int. floor incl.)	£4.535,00
Page 68 PS06	Springfield 350x822cm (internal floor incl.)	£6.175,00	Page 73 PH01	Hamilton 350x486cm	£3.315,00
Page 70 PR32	Riverton 386x586cm (internal floor incl.)	£4.580,00			

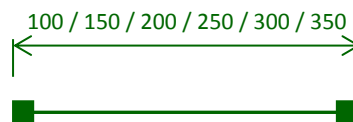
CREATE YOUR OWN PRO-SYSTEM

STEP 1: CHOOSE YOUR POSTS

Post A	Freestanding Post 14x14cm	£80,00	
Post B	End Post 14x14cm	£85,00	
Post C	Intermediate Post 14x14cm	£95,00	
Post D	Corner Post 14x14cm	£95,00	
Post E	Intermediate Post for internal wall 14x14cm	£100,00	
1 set of 2 braces	(9x9cm)	£25,00	(from 300cm span it is required)
1 set of 2 braces	(4,5x9cm decorative braces for wall)	£15,00	

STEP 2: CHOOSE YOUR 28MM WALLS AND BALUSTRADES

Wall A	100cm	£80,00
Wall B	150cm	£110,00
Wall C	200cm	£145,00
Wall D	250cm	£180,00
Wall E	300cm	£210,00
Wall F	350cm	£240,00
Balustrade vertical or with cross		£55,00 per m1



STEP 3: CHOOSE YOUR ROOF

Flat roof	£95,00	Per m2 floorsize (Outside Post - Outside Post)
Apex roof 25°	£85,00	Per m2 floorsize (Outside Post - Outside Post)
Apex roof 40°	£100,00	Per m2 floorsize (Outside Post - Outside Post)

	25° roof	40° roof	
Gable end 250cm	£30,00	£55,00	Per gable end
Gable end 300cm	£60,00	£85,00	Per gable end
Gable end 350cm	£80,00	£125,00	Per gable end
Gable end 400cm	£100,00	£140,00	Per gable end
Gable end 450cm	£125,00	£210,00	Per gable end
Gable end 500cm	£155,00	£250,00	Per gable end
Gable end 550cm	£180,00	£285,00	Per gable end
Gable end 600cm	£200,00	£335,00	Per gable end

STEP 4: CHOOSE YOUR DOOR(S) AND WINDOW(S)

See the doors and windows list for possibilities and prices.

STEP 5: CHOOSE YOUR OPTIONS

Internal Floor	£31,00 per m2	Glasswall/rail:	£340,00	Per meter
Veranda floor (Larch)	£43,00 per m2	(For an intermediate size, you calculate 1 full meter).		
Mezzanine floor	£55,00 Per m2	Draft proofing bristle strip	£40,00	per piece
Ceiling	£31,00 per m2	Lock (for glasswall / rail)	£155,00	per piece
Surcharge for translucent pre-treatment	+ 15%	Insulation (Apex roof 25°)	per m2 floorsize	£55,00
Paint outside walls (on cost of walls/posts/gables)	+ 30%	Insulation (Apex roof 40°)	per m2 floorsize	£60,00
Paint doors/windows (on cost of windows/doors)	+ 30%	Insulation (flatroof)	per m2 floorsize	£40,00
Pressure treatment (over complete price excl. w/d)	+ 20%	Insulation (floor)	per m2 floorsize	£20,00
pedestal 80cm	£40,00	Wall Insulation	per m1 Wall (up to top)	£95,00
		Wall Insulation for gable	per m1 wall length	£95,00

LOG CABINS (STANDARD MODELS)

Page 77 Log Cabins 28mm (floors included)

BY14	Log Cabin Yorkshire 240x180cm / 28mm	£1.540,00
BC14	Log Cabin Cornwall 240x240cm / 28mm	£1.750,00
BS05	Log Cabin Somerset 300x300cm / 28mm	£2.340,00

Page 78

BY11	Log Cabin York 360x360cm / 28mm	£3.730,00
------	---------------------------------	-----------

Page 82 Log Cabins 44mm (internal floors included with all 44mm log cabins)

BA11	Log Cabin Alabama 300x400cm / 44mm	£3.915,00
BV06	Log Cabin Vermont 400x300cm / 44mm	£3.620,00

Page 83

BL02	Log Cabin Lennon 400x350cm / 44mm	£4.730,00
BM04	Log Cabin Malibu 400x400cm / 44mm	£4.795,00

Page 86

BN01	Log Cabin Nick 400x300cm / 44mm	£4.780,00
BB12	Log Cabin Bristol 400x500cm / 44mm	£5.635,00

Page 92

BB08	Log Cabin Brooklyn 350x600cm / 44mm	£6.480,00
BD06	Log Cabin Dubai 550x500cm / 44mm	£6.795,00

Page 96

BN12	Log Cabin Nottingham 600x600cm / 44mm	£8.130,00
BG10	Log Cabin Geneve 600x600cm / 44mm	£10.285,00

Page 99

BF04	Log Cabin Forest 400x800cm / 44mm	£13.525,00
------	-----------------------------------	------------

Page 100

BD03	Log Cabin Daisy 550x850cm / 44mm	£10.895,00
------	----------------------------------	------------

Page 101

BC10	Log Cabin Cambridge 778x800cm / 44mm	£18.215,00
------	--------------------------------------	------------

Page 102

BB03	Log Cabin Bonaire 550x850cm / 44mm	£11.655,00
------	------------------------------------	------------

Page 105 Garages (all garages are excluded floors)

BG04	Garage Colorado 300x500cm / 44mm	£4.690,00
BG07	Garage Devon 350x500cm / 44mm	£4.750,00

Page 106

BI20	Garage Indiana 400x700cm / 44mm	£6.325,00
------	---------------------------------	-----------

Page 108

BG08	Garage Kent 650x500cm / 44mm	£11.100,00
BM06	Garage Miami 750x800cm / 44mm	£13.650,00

Page 109

CP4254	Carport 420x540cm flat roof	£3.030,00
CP4060	Carport 400x600cm Apex roof	£2.680,00

CREATE YOUR OWN LOG CABIN

STEP 1: CHOOSE YOUR LOG CABIN 28MM, 44MM OR 68MM

Log Cabins 44mm

(incl. Apex, A-symmetric, pent with shingles or flat roof with EPDM)



Frontage of gable end with apex roof

Depth	200	250	300	350	400	450	500	550	600	650
200	£1.240	£1.475	£1.705	£1.940	£2.170	£2.410	£2.660	£2.930	£3.200	£3.480
250	£1.425	£1.675	£1.930	£2.180	£2.425	£2.690	£2.960	£3.245	£3.540	£3.845
300	£1.595	£1.875	£2.155	£2.420	£2.690	£2.970	£3.255	£3.555	£3.865	£4.200
350	£1.785	£2.070	£2.370	£2.650	£2.935	£3.245	£3.550	£3.865	£4.210	£4.565
400	£1.970	£2.270	£2.605	£2.900	£3.040	£3.525	£3.850	£4.195	£4.540	£4.915
450	£2.145	£2.470	£2.820	£3.130	£3.455	£3.805	£4.145	£4.510	£4.885	£5.280
500	£2.370	£2.750	£3.155	£3.505	£3.860	£4.265	£4.665	£5.090	£5.520	£6.005
550	£2.560	£2.945	£3.380	£3.745	£4.125	£4.540	£4.960	£5.415	£5.850	£6.370
600	£2.735	£3.155	£3.595	£3.985	£4.380	£4.820	£5.255	£5.735	£6.190	£6.725
650	£2.920	£3.355	£3.830	£4.225	£4.625	£5.100	£5.550	£6.060	£6.535	£7.090
700	£3.100	£3.550	£4.045	£4.465	£4.890	£5.380	£5.845	£6.380	£6.865	£7.450
750	£3.280	£3.750	£4.280	£4.705	£5.145	£5.660	£6.140	£6.695	£7.200	£7.805
800	£3.510	£4.030	£4.605	£5.070	£5.550	£6.125	£6.665	£7.285	£7.845	£8.170
850	£3.695	£4.230	£4.820	£5.315	£5.815	£6.410	£6.960	£7.605	£8.175	£8.535
900	£3.865	£4.435	£5.055	£5.550	£6.070	£6.690	£7.255	£7.920	£8.515	£8.890

Log Cabins 44mm:

- 68mm Wall thickness: 44mm price +30%
- For an in-between size, calculate the next size up
- Sizes larger than the matrix are available £ 185,00 per m2. With 68mm £ 240,00
- The top size is the size of the gable side the sizes on the left are the depth
- Flat roofs max. 450cm span (for example 450x900cm is possible) (larger span than 450cm on request)
- For flat roofs you calculate the lowest price of the matrix. (of needed size)

Log Cabins 28mm

(incl. Gable roof with shingles or flat roof with epdm).

dim.	180	240	300	360
180	£875	£1.025	£1.180	£1.320
240	£1.025	£1.180	£1.320	£1.475
300	£1.180	£1.320	£1.475	£1.610
360	£1.320	£1.475	£1.610	£1.765

NO internal walls and NO made to measure possible

Log Cabins 28mm:

- No made to measure possible
- No internal walls possible
- Top size is the gable end side left size is the depth

STEP 2: CHOOSE YOUR CANOPY (OPTIONAL)

FRONT CANOPY (For Apex roof)

(Incl. posts / braces and adjustable feet)

dim.	200	250	300	350	400	450	500	550	600	650
100	£165	£195	£225	£270	£300	£350	£380	£425	£465	£495
150	£505	£590	£675	£750	£830	£915	£1.110	£1.185	£1.270	£1.340
200	£580	£680	£785	£875	£975	£1.070	£1.285	£1.380	£1.475	£1.575
250	£660	£785	£900	£1.010	£1.125	£1.230	£1.450	£1.575	£1.680	£1.790
300	£735	£875	£1.010	£1.130	£1.270	£1.395	£1.630	£1.760	£1.885	£2.025
350	£820	£975	£1.125	£1.270	£1.410	£1.560	£1.805	£1.955	£2.095	£2.240
400	£900	£1.070	£1.230	£1.395	£1.560	£1.715	£1.985	£2.145	£2.310	£2.465
450	£1.200	£1.395	£1.590	£1.775	£1.970	£2.160	£2.465	£2.650	£2.845	£3.040
500	£1.320	£1.565	£1.805	£2.045	£2.285	£2.525	£2.885	£3.115	£3.365	£3.595
550	£1.395	£1.660	£1.915	£2.185	£2.450	£2.715	£3.090	£3.355	£3.620	£3.875
600	£1.475	£1.750	£2.040	£2.315	£2.595	£2.875	£3.265	£3.550	£3.830	£3.945

↓ Deeper on request

Canopy Apex roofs:

- Incl. shingles
- For an in between size, calculate the next size up
- posts and braces included
- Top size is the gable end side
- For 100cm depth no posts delivered (all other sizes are with posts).

CANOPY (For flat roof)

dim.	200	250	300	350	400	450	500	550	600	650
100	£395	£450	£490	£535	£680	£735	£775	£830	£860	£915
150	£490	£550	£630	£680	£860	£930	£1.000	£1.060	£1.130	£1.195
200	£575	£665	£750	£835	£1.040	£1.130	£1.215	£1.300	£1.395	£1.480
250	£665	£775	£885	£1.000	£1.215	£1.325	£1.435	£1.540	£1.660	£1.765
300	£750	£885	£1.015	£1.145	£1.395	£1.525	£1.660	£1.790	£1.915	£2.055
350	£835	£990	£1.145	£1.300	£1.575	£1.720	£1.885	£2.040	£2.185	£2.340
400	£1.145	£1.325	£1.505	£1.680	£1.970	£2.145	£2.325	£2.495	£2.665	£2.845

> Wider on request

Canopy flat roofs:

- included (EPDM)
- For an in-between size, calculate the next size up
- posts and braces included
- Top size is the gable end side

STEP 3: CHOOSE YOUR WALLS AND BALUSTRADES (OPTIONAL)

Log Cabin Wall 44mm	£145,00	per m1 full wall
Log Cabin Wall 68mm	£185,00	per m1 full wall
Balustrade with cross or vertical	£55,00	per m1 balustrade
Extra Post (incl. braces and adjustable feet)	£110,00	per piece

STEP 4: CHOOSE YOUR INTEGRAL CANOPY (OPTIONAL)

Integral canopy (posts / braces and adjustable feet included)

dim.	100	150	200	250	300	350
200	£335	£405	£495	£590	£680	£785
250	£355	£455	£550	£665	£775	£885
300	£380	£495	£630	£730	£830	£940
350	£405	£545	£675	£815	£940	£1.060
400	£510	£665	£815	£955	£1.100	£1.240
450	£545	£690	£860	£1.025	£1.185	£1.340
500	£565	£745	£930	£1.110	£1.285	£1.450
550	£605	£790	£975	£1.180	£1.370	£1.565
600	£635	£835	£1.040	£1.240	£1.435	£1.635

> Bigger sizes on request

Integral canopy:

- shingles included
- For an in-between size, calculate the next size up
- posts and braces are included.
- Top size is the gable end side

STEP 5: CHOOSE YOUR door(S) AND WINDOW(S)

See the doors and windows list for possibilities and prices.

STEP 6: CHOOSE YOUR OPTIONS

Internal Floor	£31,00	per m2	Roof pitch more than 26°	£45,00	Per m2	
Veranda floor (Larch)	£43,00	per m2	Dormer style roof (were 2 gables meet)	£505,00		
pedestal 80cm or Pedestal 20cm	£40,00	£25,00	per piece	Arbor top (excl. posts)	£45,00	per m2
Surcharge for translucent pre-treatment	+ 15%	(of items treated)		Veranda 300x300cm as per Page 91 in brochure	£480,00	
Painted doors/windows	+ 30%	(on cost of windows/doors)		Increase wall height 28mm	£6,20	per m1
Pressure treatment (excl. w/d)	+ 20%	(over complete amount, excl. w/d)		Increase wall height 44mm	£9,00	per m1
Roof Insulation (for Gable roof)	£55,00	Per m2 Log Cabin size		Increase wall height 68mm	£13,50	per m1
Roof Insulation (flat roof)	£40,00	Per m2 Log Cabin size		"Louvre"Wall (as per page 89)	£80,00	per m1 Wall
Floor Insulation	£20,00	Per m2 Log Cabin size		Straight heads instead of diamond cut 44mm	£0,00	
Wall insulation (with double wall)	£95,00	per m1 (up to roof)		Glasswall/rail:	£340,00	Per meter
Wall Insulation for gable	£95,00	per m1 wall length		(For an intermediate size, you calculate 1 full meter).		
Mezzanine floor or ceiling	£55,00	/ £31,00	per m2	Draft proofing bristle strip	£40,00	per piece
Stempladder	£270,00	per piece		Lock for glasswall / rail	£155,00	per piece

WINDOWS AND DOORS

- All our windows and doors are fitted with 4+16+4 Argon gas filled double glazing with a 1.1 U-value
- All our (double and single) doors are fitted with a 3-point lock
- All our crossbars are fitted with a useful peg clip system. Ideal for cleaning and painting
- Adjustable hinges on doors and windows
- The "thresholds" of our doors are fitted with an aluminium wear profile.
- All our single doors can be made right hand hinged at no extra cost. (all doors are standard left hinged).
- Do you want to have these doors and windows in residential quality? Please ask us for possibilities and prices.

DD01	Single solid door 770x1800	£395,00	PE60	Double door 1210x1800	£575,00
DD01H	Single solid door 770x1935	£425,00	PE60H	Double door 1210x1935	£595,00
IN01H	Single solid door 770x1935 (opening inwards)	£490,00	PE60XL	Double door 1510x2070	£735,00
DD02	Single door 770x1800	£395,00	PE61	Single door 770x1800	£395,00
DD02H	Single door 770x1935	£425,00	PE61H	Single door 770x1935	£425,00
DD03H	Single panel door 770x1935	£490,00	PJ03	Top hung window 770x1000	£280,00
MG01	Single door frosted glass 770x1800	£425,00	PJ04	Single door 770x1800	£425,00
MG01H	Single door frosted glass 770x1935	£440,00	PJ04H	Single door 770x1935	£440,00
MG02	Double door frosted glass 1210x1800	£635,00	PJ05	Fixed window 340x730	£85,00
MG02H	Double door frosted glass 1210x1935	£650,00	PJ06	Fixed window 340x1140	£100,00
MG50	Top hung window frosted glass 1140:	£185,00	PJ07	Fixed window with airgrate 340x1530	£145,00
PA03	Window frame 770x1140	£80,00	PJ08	Top hung window 460x550	£180,00
PA04	Door frame 770x1800	£110,00	PJ23	Top hung window 1935x340	£210,00
PC03	Window frame 1000x1140	£85,00	PJ24	Fixed window 1935x340	£145,00
PC04	Door frame 1000x1800	£115,00	PJ25	Fixed window 1530x1000	£185,00
PE21	Casement window 1000x1140	£435,00	PJ26	Fixed window 77x180cm	£295,00
PE22	Double door 1000x1800	£620,00	PJ27	Fixed window 77x180cm *with lead*	£475,00
PE22H	Double door 1000x1935	£635,00	PR26	Top hung window 770x1140	£320,00
PE23	Casement window 1210x1140	£455,00	PR28	Casement window 1000x1140	£495,00
PE24	Double door 1210x1800	£635,00	PR29	Single door 770x1800	£440,00
PE24H	Double door 1210x1935	£650,00	PR29H	Single door 770x1935	£480,00
PE25	Casement window 1000x1530	£425,00	PR30	Double door 1000x1800	£690,00
PE26	Double door 1000x1800	£560,00	PR30H	Double door 1000x1935	£705,00
PE26H	Double door 1000x1935	£575,00	PX37	Top hung window 770x1000	£280,00
PE27	Casement window 1210x1530	£565,00	PX39	Single door 770x1800	£425,00
PE28	Double door 1210x1800	£715,00	PX39H	Single door 770x1935	£440,00
PE28H	Double door 1210x1935	£730,00	PX44	Top hung window 770x1140	£295,00
PE40	Casement window 1210x1530	£495,00	PX45	Single door 770x1800	£425,00
PE41	Double door 1210x1800	£620,00	PX45H	Single door 770x1935	£440,00
PE41H	Double door 1210x1935	£650,00	DL01H	3-panel folding door 1495x1935	£805,00
PE44	Casement window 1210x1530	£425,00	VL01H	4-panel folding door 1995x1935	£940,00
PE45	Double door 1210x1800	£575,00	VL02H	4-panel folding door 2415x1935	£1.030,00
PE45H	Double door 1210x1935	£595,00	SD200	Single sliding door 2000x1935	£830,00
PE45XL	Double door 1510x2070	£735,00	SD300	double sliding door 3000x1935	£1.385,00
PE45F	Double door solid 1210x1800	£715,00	GD01	Up- and over garage door 2290x200 (brown pressure treated wood)	£1.075,00
PE45FH	Double door solid 1210x1935	£730,00	GD02	Double garage door 2290x2000	£820,00
PE46	Single door 770x1800	£395,00	GD03	Electric garage door 2290x2000	£2.370,00
PE46H	Single door 770x1935	£425,00	Options windows and doors		
PE47	Single tilt-turn window 770x1000	£435,00	Make single door (77cm) at 100cm width.		£85,00
PE48	Double tilt-turn window 1290x1000	£565,00	Pre-treatment of window(s) / door(s)		15%
PE49	Double tilt-turn window 121x153	£620,00	Paint door(s) / window(s)		30%
PE50H	Double door 1510x1935	£705,00	Make single door right hand hinged		£0,00
PE50XL	Double door 1510x2070	£775,00	Window/door with crossbars (price per glass)		£35,00
PE51	Top hung window 770x1800	£335,00	Toughened glass (per glass)		£60,00
			Glass sliding walls		
			(For prices see options log cabins/prima/pro)		
			Impregnating agent 2,5 L.		£45,00
			Woodstain 2,5 L. (Available colours in brochure)		£45,00